

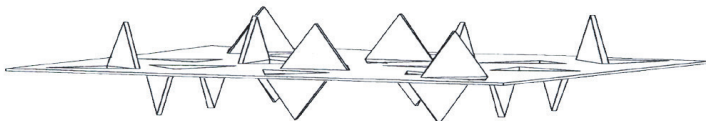
# GeoGripper® Plate

The ThermaFoam Geofoam GeoGripper® Plate is a galvanized steel multi-barbed connector. It is used to restrain ThermaFoam Geofoam from moving laterally in multi-layer applications. Its single piece two-sided design allows for excellent connection between layers in a one-step application.

- Single Piece, Double Barbed Design
- Galvanized Steel for Durability
- Easy Fast Installation at Site
- Strong Lateral Hold
- Cost Effective

## Material and Size


- 4" x 4"
- 0.60" high two sided barbs
- 20 gauge
- G-60 galvanized steel



The GeoGripper Plate is made of galvanized steel for strength and durability. It is sized for easy handling and job site installation. The barbs are sized to pierce the rigid foam and hold tight, yet not create a significant danger to the applicator.

## Applications

The sharp barbs pierce quickly and firmly into rigid foams. The unique barb pattern locks the plate into place. The succeeding Geofoam material seats firmly over the gripper plate. The Geofoam is now held against horizontal movement and work activities can proceed over top of the in-place layers.



## FOAM FACTS:

**ThermaFoam Geofoam GeoGripper Plates are engineered and manufactured to give you control over your project installation.**

- Small size for easy handling
- Prevents block sliding during installation
- Works in all weather
- Quick and easy installation
- Galvanized for durability

## Design

Each plate has a design lateral holding strength of 60 lbs (tested with ASTM D6817 Type EPS15 Geofoam, with a safety factor of two).

Each project is unique. Therefore, it is the responsibility of the designer/applicator to calculate the load requirements of the project for determining the proper number of GeoGripper plates needed.

Two GeoGripper plates for each 4' x 8' section of rigid foam material is a minimum recommendation.

## Installation

Place GeoGripper Plates as shown on plans and specifications. Press firmly into the rigid foam until the plate is flush with the surface. A 1" dowel rod can be used as a cost-effective setting tool. Position the top layer of rigid foam as specified. Walk on the top layer of rigid foam material, seating it firmly downward before other work commences.

## Proven to meet, or exceed, building codes.


ThermaFoam Geofoam is manufactured under an industry leading quality control program monitored by UL and further recognized in UL Evaluation Report UL ER40338-01. ThermaFoam Geofoam meets ASTM D6817, "Standard Specification for Rigid, Cellular Polystyrene Geofoam."



## Ready to take control? Start here.

If you're ready to have ThermaFoam Geofoam contribute to your next project, just contact your ThermaFoam R-Control, Inc. Technical Sales Representative. They will be happy to give you design consultation, information about ThermaFoam Geofoam products, pricing, and answers to all of your questions.

**NEED INFORMATION OR A QUOTE**



***[sales@thermafoam.com](mailto:sales@thermafoam.com)***  
***[www.thermafoam.com](http://www.thermafoam.com)***



**1240 Hwy 77  
Hillsboro, TX 76645**

**Office: 254-582-2730  
Fax: 254-582-2811**